

Scaled data based on original data using
LM-79-08 Approved Method: Electrical and Photometric Measurements of Solid-
State Lighting Products

Test Report Prepared for
Cooper Lighting Solutions
(formerly Eaton)

Brand: LUMARK

Report Number: P295403

Luminaire Tested: **TCRL20S(7040-7050)-VISOR**

Issue Date: 3/3/2020

Test Information

Test Method: LM-79-08
Report Number: P295403
TEST IS SCALED FROM IESNA LM-79-08 TEST DATA (G3-1903-222-5)
Test Lab: INNOVATION CENTER(G3)
Issue Date: 3/3/2020
Manufacturer: COOPER LIGHTING SOLUTIONS (FORMERLY EATON)
Product Line: LUMARK
Catalog Number: TCRL20S(7040-7050)-VISOR
Description: TRACER LARGE, VISOR NEMA 3x3
Light Source: (16) 4000K&5000K CCT, 70 CRI LEDS
Ballast/Driver: ELECTRONIC DRIVER

Summary

Lumens per Lamp: N/A
Luminaire Lumens: 1967.7 lumens
Efficiency: N/A
Efficacy: 111.8 lumens/watt
Luminous Opening: Circular (Dia: 0.25' x H: 0')
IES Classification: Type I - Short - Full Cutoff
BUG Rating: B2 - U0 - G0

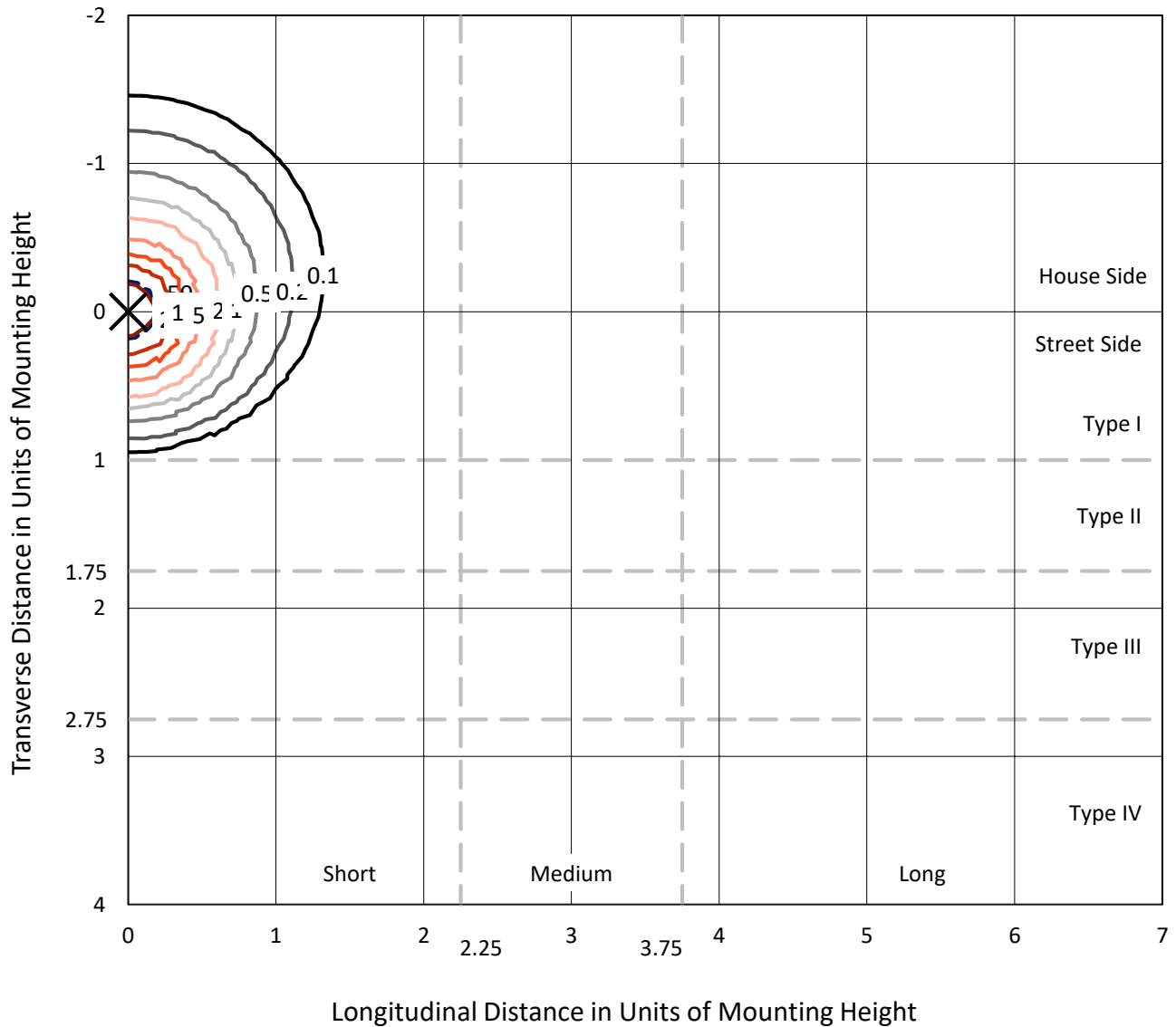
Input Watts (W): 17.6
Input Voltage (V): 120
Input Current (Ain): NR
Voltage Rise (V): NR
Power Factor: NR
Total Harmonic Distortion (THDi): NR
Frequency (hertz): 60
Stabilization Time: NR
Operation Time: NR
Ambient Temperature (°C): NR
Test Distance: 25 FT



REPORT NUMBER: P295403
 CATALOG NUMBER: TCRL20S(7040-7050)-VISOR

Iso-Footcandle Lines of Horizontal Illumination

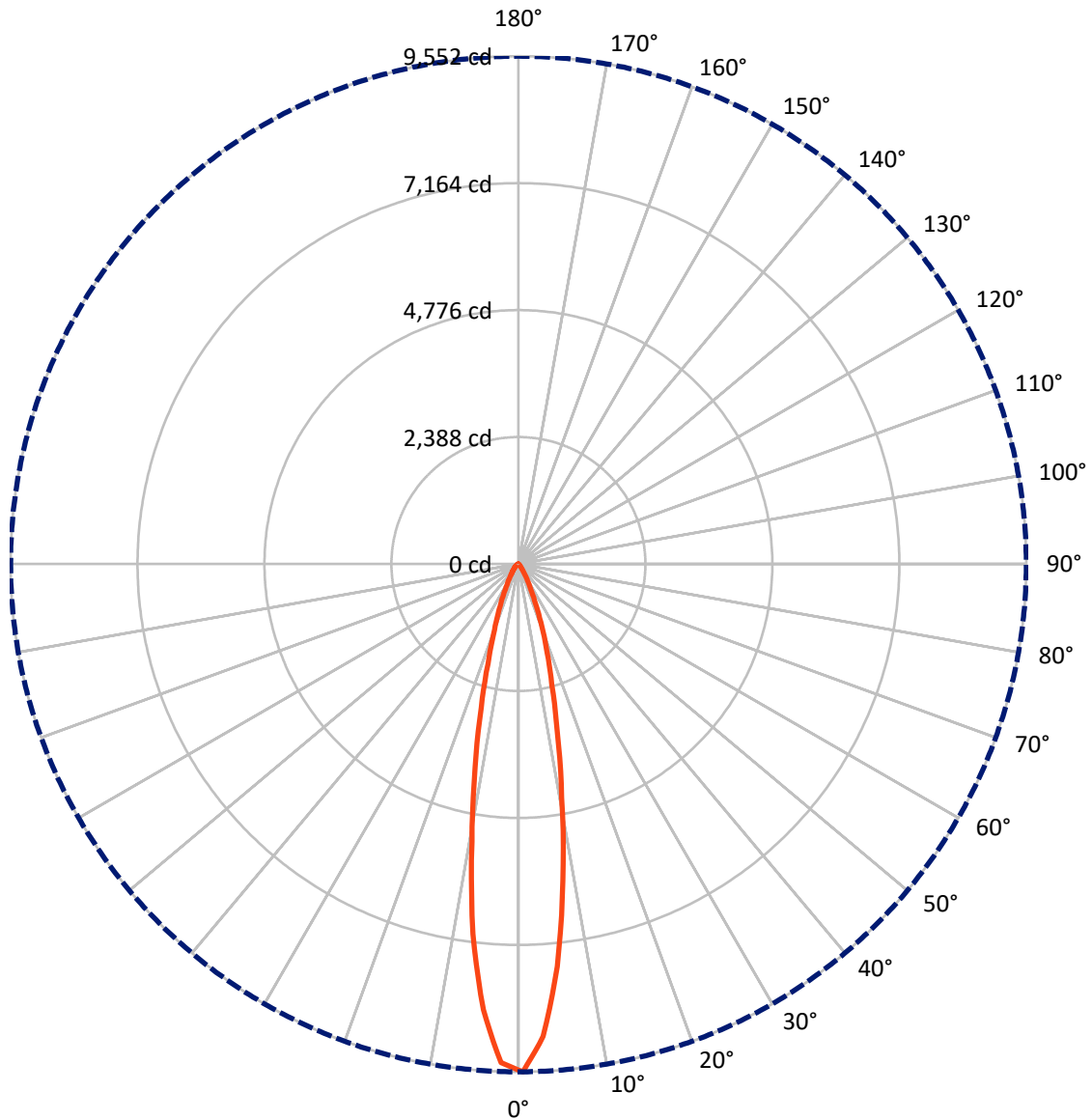
✕ Max cd
 - - - 1/2 Max cd



Based on 10 foot mounting height. Maximum calculated value = 95.5 fc
 Type I - Short - Full Cutoff

REPORT NUMBER: P295403
CATALOG NUMBER: TCRL20S(7040-7050)-VISOR

Luminous Intensity Polar Plot



— Vertical Plane Through 0-Deg Lateral - - - Horizontal Cone Through 0-Deg Vertical

REPORT NUMBER: P295403

CATALOG NUMBER: TCRL20S(7040-7050)-VISOR

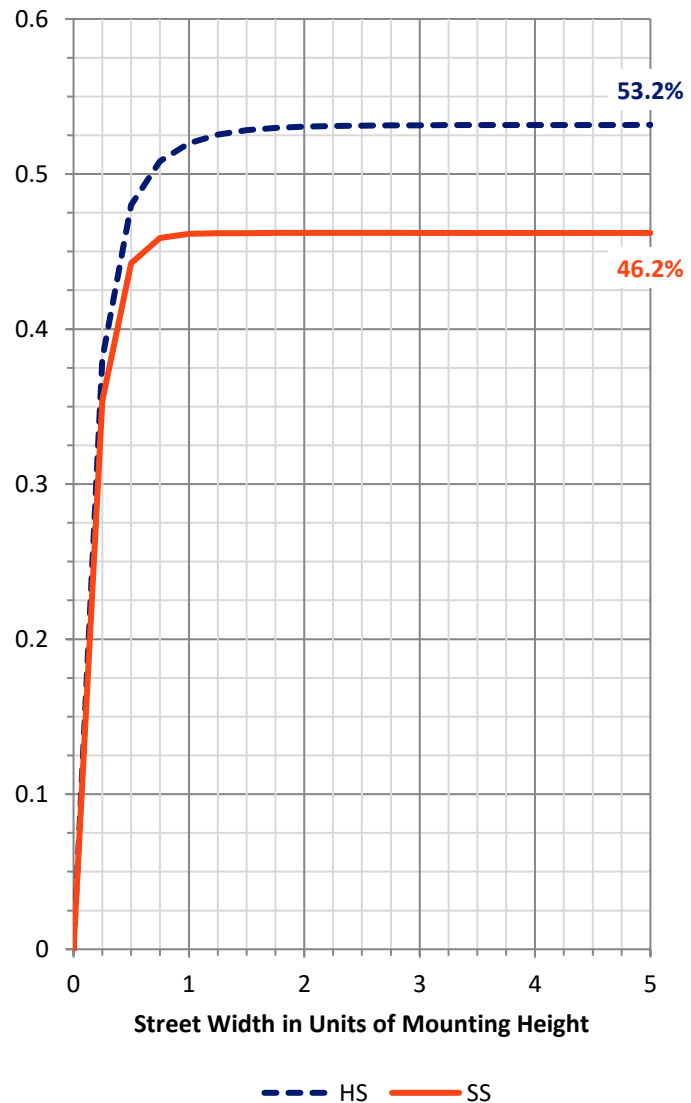
FLUX DISTRIBUTION:

		Downward	Upward	Total
House Side	Lumens	1061.3	0.0	1061.3
	% Fixture	53.9	0.0	53.9
Street Side	Lumens	906.4	0.0	906.4
	% Fixture	46.1	0.0	46.1
Total	Lumens	1967.7	0.0	1967.7
	% Fixture	100.0	0.0	100.0

Coefficient of Utilization

ZONAL LUMENS:

Zone	Lumens	% Fixture
0°-10°	672.1	34.2
10°-20°	737.7	37.5
20°-30°	332.9	16.9
30°-40°	129.6	6.6
40°-50°	57.5	2.9
50°-60°	27.4	1.4
60°-70°	8.7	0.4
70°-80°	1.3	0.1
80°-90°	0.5	0.0
90°-100°	0.0	0.0
100°-110°	0.0	0.0
110°-120°	0.0	0.0
120°-130°	0.0	0.0
130°-140°	0.0	0.0
140°-150°	0.0	0.0
150°-160°	0.0	0.0
160°-170°	0.0	0.0
170°-180°	0.0	0.0
0°-90°	1967.7	100.0
0°-180°	1967.7	100.0



REPORT NUMBER: P295403

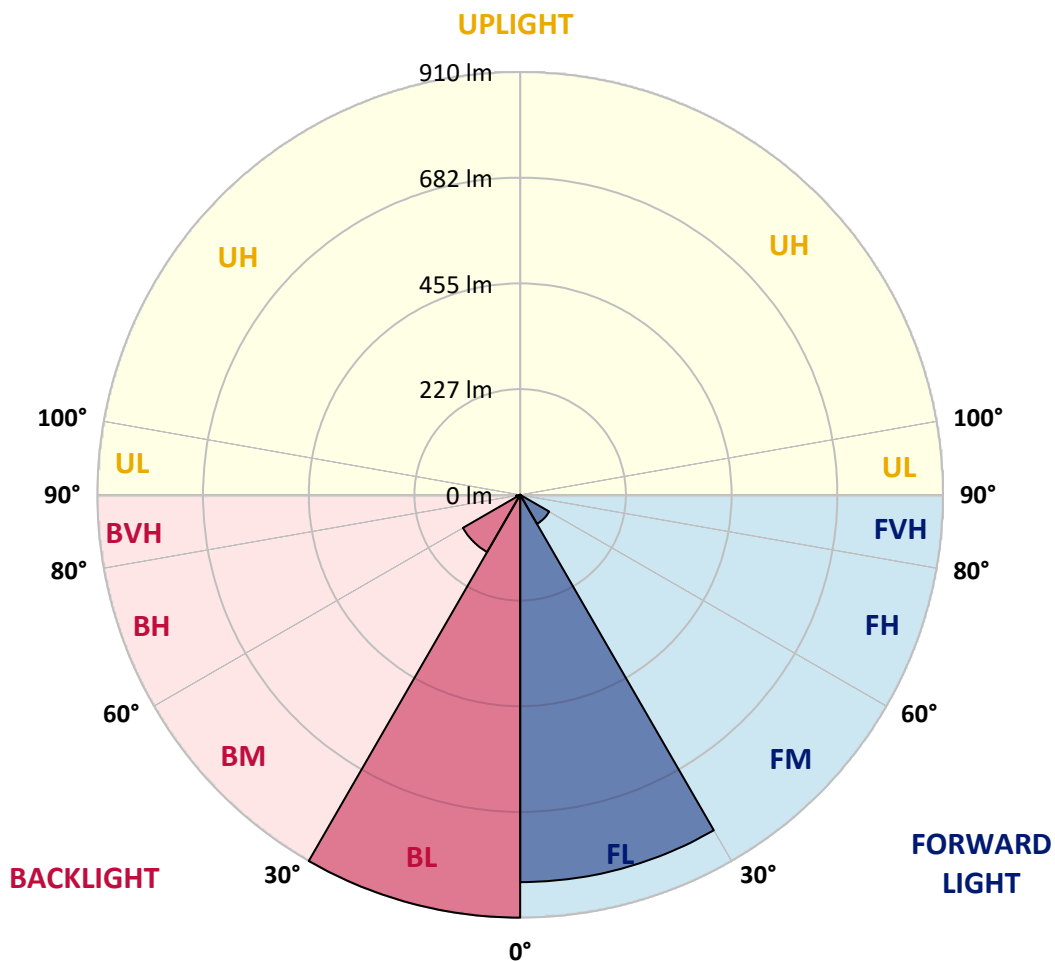
CATALOG NUMBER: TCRL20S(7040-7050)-VISOR

LUMINAIRE CLASSIFICATION SYSTEM LUMEN TABLE AND BUG RATING:

Zone	Lumens	% Fixture	Zone Rating/Lumen Limit		
			B	U	G
FL (0°-30°)	833.1	42.3			
FM (30°-60°)	72.2	3.7			
FH (60°-80°)	1.1	0.1			G0/660
FVH (80°-90°)	0.0	0.0			G0/10
BL (0°-30°)	909.6	46.2	B2/1000		
BM (30°-60°)	142.3	7.2	B0/220		
BH (60°-80°)	8.9	0.5	B0/110		G0/110
BVH (80°-90°)	0.5	0.0			G0/10
UL (90°-100°)	0.0	0.0		U0/0	
UH (100°-180°)	0.0	0.0		U0/0	

BUG Rating: B2-U0-G0

Type I Short





REPORT NUMBER: P295403

CATALOG NUMBER: TCRL20S(7040-7050)-VISOR

CANDELA DISTRIBUTION (FULL):

	0°	22.5°	45°	67.5°	90°	112.5°	135°	157.5°	180°
0°	9551.5	9551.5	9551.5	9551.5	9551.5	9551.5	9551.5	9551.5	9551.5
2.5°	8898.3	9006.8	9073.7	9133.9	9162.4	9286.1	9341.0	9351.6	9384.0
5°	7607.2	7801.7	7881.1	7905.0	8116.1	8272.3	8404.6	8483.4	8409.9
7.5°	6017.6	6157.2	6369.0	6534.4	6623.1	6762.7	6936.8	7030.1	7014.2
10°	4465.7	4580.8	4678.1	4770.1	5010.3	5078.5	5266.4	5394.8	5294.2
12.5°	3240.7	3318.8	3373.1	3494.2	3641.8	3652.4	3799.3	3894.6	3908.5
15°	2351.3	2459.2	2424.1	2477.0	2549.2	2579.6	2694.1	2755.7	2788.1
17.5°	1749.1	1764.3	1783.5	1778.2	1804.7	1842.4	1923.8	1925.1	1958.2
20°	1254.1	1295.1	1282.5	1318.3	1332.8	1341.4	1407.6	1393.0	1389.7
22.5°	858.3	868.3	927.2	962.2	974.8	988.0	1019.8	1001.3	1019.1
25°	580.4	598.2	628.7	677.7	713.4	728.0	731.3	743.8	769.0
27.5°	403.7	407.7	432.8	485.7	521.5	537.4	544.6	549.9	551.3
30°	271.3	277.3	303.1	333.5	384.5	400.4	412.3	420.2	410.3
32.5°	168.8	186.6	211.1	240.9	277.9	305.1	315.7	313.7	322.3
35°	123.1	123.8	152.9	182.7	206.5	238.2	240.9	242.9	242.2
37.5°	73.5	79.4	105.2	131.7	159.5	186.6	194.6	195.9	195.9
40°	44.3	52.3	69.5	98.6	126.4	146.3	158.2	162.8	163.5
42.5°	28.5	33.1	52.3	75.4	101.3	119.1	131.0	134.3	133.7
45°	16.5	18.5	33.8	56.3	82.1	97.3	107.9	111.8	111.8
47.5°	6.6	9.3	21.2	41.7	66.2	82.7	92.6	95.3	96.6
50°	2.6	3.3	13.2	31.8	52.9	70.8	77.4	80.1	80.7
52.5°	2.0	2.0	6.0	21.8	42.4	58.9	66.2	69.5	68.8
55°	2.0	2.0	3.3	15.2	31.1	47.0	55.6	58.2	56.9
57.5°	2.0	2.0	2.6	9.3	23.8	36.4	42.4	45.7	46.3
60°	1.3	1.3	2.0	5.3	15.9	27.1	33.8	35.7	37.1
62.5°	0.7	1.3	1.3	2.6	10.6	19.2	24.5	26.5	26.5
65°	0.0	0.7	1.3	2.0	6.0	11.9	16.5	17.9	18.5
67.5°	0.0	0.0	0.7	1.3	2.6	7.3	9.3	10.6	11.3
70°	0.0	0.0	0.7	0.7	2.0	3.3	5.3	6.0	6.0
72.5°	0.0	0.0	0.0	0.7	1.3	2.0	2.6	3.3	3.3
75°	0.0	0.0	0.0	0.7	0.7	1.3	2.0	2.0	2.6
77.5°	0.0	0.0	0.0	0.0	0.7	1.3	2.0	2.0	2.0
80°	0.0	0.0	0.0	0.0	0.7	1.3	1.3	2.0	2.0
82.5°	0.0	0.0	0.0	0.0	0.7	0.7	1.3	1.3	2.0
85°	0.0	0.0	0.0	0.0	0.0	0.7	1.3	1.3	1.3
87.5°	0.0	0.0	0.0	0.0	0.0	0.7	0.7	1.3	1.3
90°	0.0	0.0	0.0	0.0	0.0	0.0	0.0	0.0	0.0

(END OF REPORT)